

**4- Channel Active Video Transmitter**  
**Model Number: SJ-S-A4**

**Product Description:**

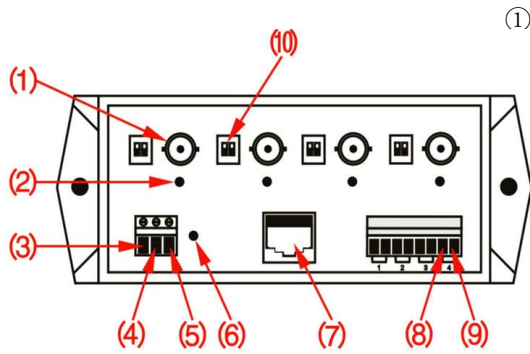
**SJ-S-A4** is a 4 port active video transmitter. It has dip switches for manual adjustment of picture brightness, sharpness and contrast.

**Product Feature:**

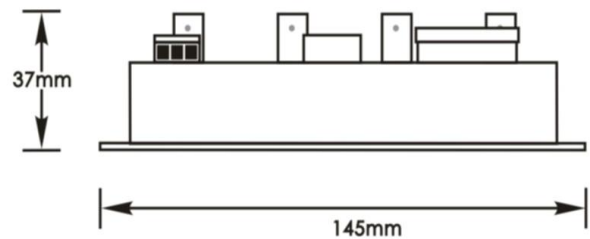
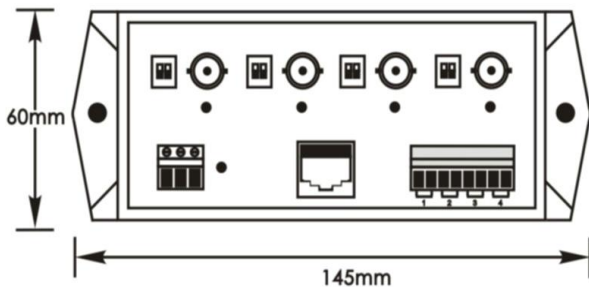
- ◆ Transmission distance of color signal via CAT5 or CAT6  
Up to 1500m (5000ft) with active receiver
- ◆ Wide voltage power supply, signal working indicator
- ◆ Independently dip switches adjustment of each channel video
- ◆ Excellent anti-interference ability
- ◆ Built-in transient protection



**Product Terminal and Dimension Introduction:**

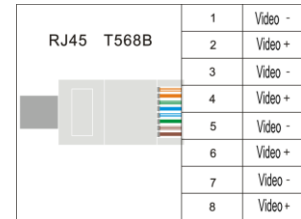


- |  |                        |
|--|------------------------|
| (1) -- Video INPUT                       | (2) -- Video Indicator |
| (3) -- GND                               | (4) -- AC/DC Power +   |
| (5) -- AC/DC Power -                     | (6) -- Power Indicator |
| (7) -- Video OUTPUT (RJ-45 Terminal)     |                        |
| (8) -- Video OUTPUT - (Crimp Terminal -) |                        |
| (9) -- Video OUTPUT + (Crimp Terminal +) |                        |
| (10) -- 2 Level Dip Switch               |                        |



**RJ45 Pins ,Product Code Settings:**

	200m	400m	600m	800m	1000m	1200m	1500m
1	OFF	OFF	OFF	OFF	ON	OFF	ON
2	OFF	OFF	OFF	OFF	OFF	ON	ON



**Product Installation Instructions:**

- ◆ Connect POWER+/- terminal to power, then power indicator becomes light.
- ◆ Connect video signal to BNC terminal of transmitter, then green video indicator becomes light.
- ◆ Select one pair of UTP cable (It must be the same color) and respectively connect to VIDEO +/- of transmitter
- ◆ Adjust dip switch for distance in line with above dip switch diagram.

**Product Connection Diagram:**

